

# BREAKOUT ROOMS AND DISCUSSION FORUMS FOR COLLABORATION

---

Simone Hausknecht PhD

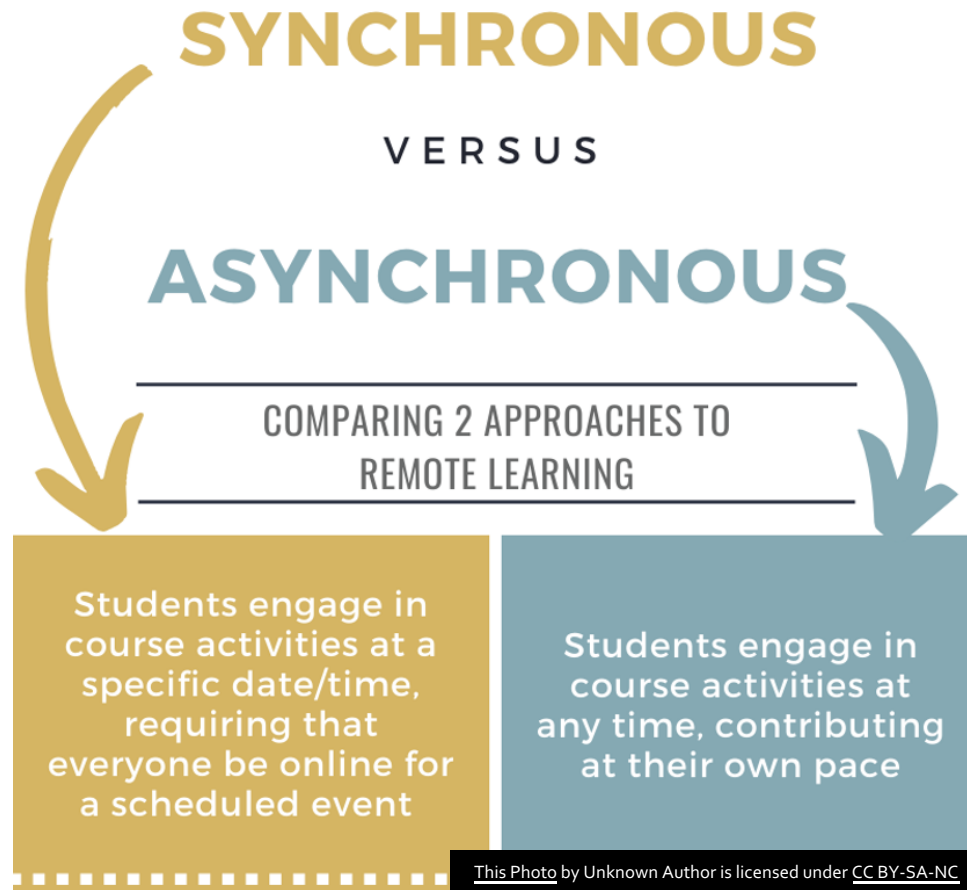
# Brief overview

Asynchronous and synchronous discussions for collaboration

Online discussion forums  
(overview and uses)

Breakout rooms (collaborate and Zoom)

# Definitions



- Asynchronous collaboration: Occurs at different times, over time (Discussion forums)
- Synchronous collaboration: Occurs at the same time (Zoom – Breakout rooms)

# Asynchronous vs synchronous

## Asynchronous

- Reflective practice (over time, can go back to previous discussions)
- Any place, any time
- Time to pull thoughts together
- Good for quiet students
- Creating community
- Collaboration

## Synchronous


- Similar to a classroom
- Immediate feedback
- Scenario/role-play
- Clarifying misunderstanding
- Creating community
- Collaboration

# Online discussion forums

- From a social constructivist perspective, the goal of online discussions is for learners to build understanding through dialogue with others
- At a basic level this involves

*Externalizing one's ideas by contributing posts to an online discussion*

**SPEAKING**



*Taking in the externalizations of others by accessing existing posts*

**LISTENING**

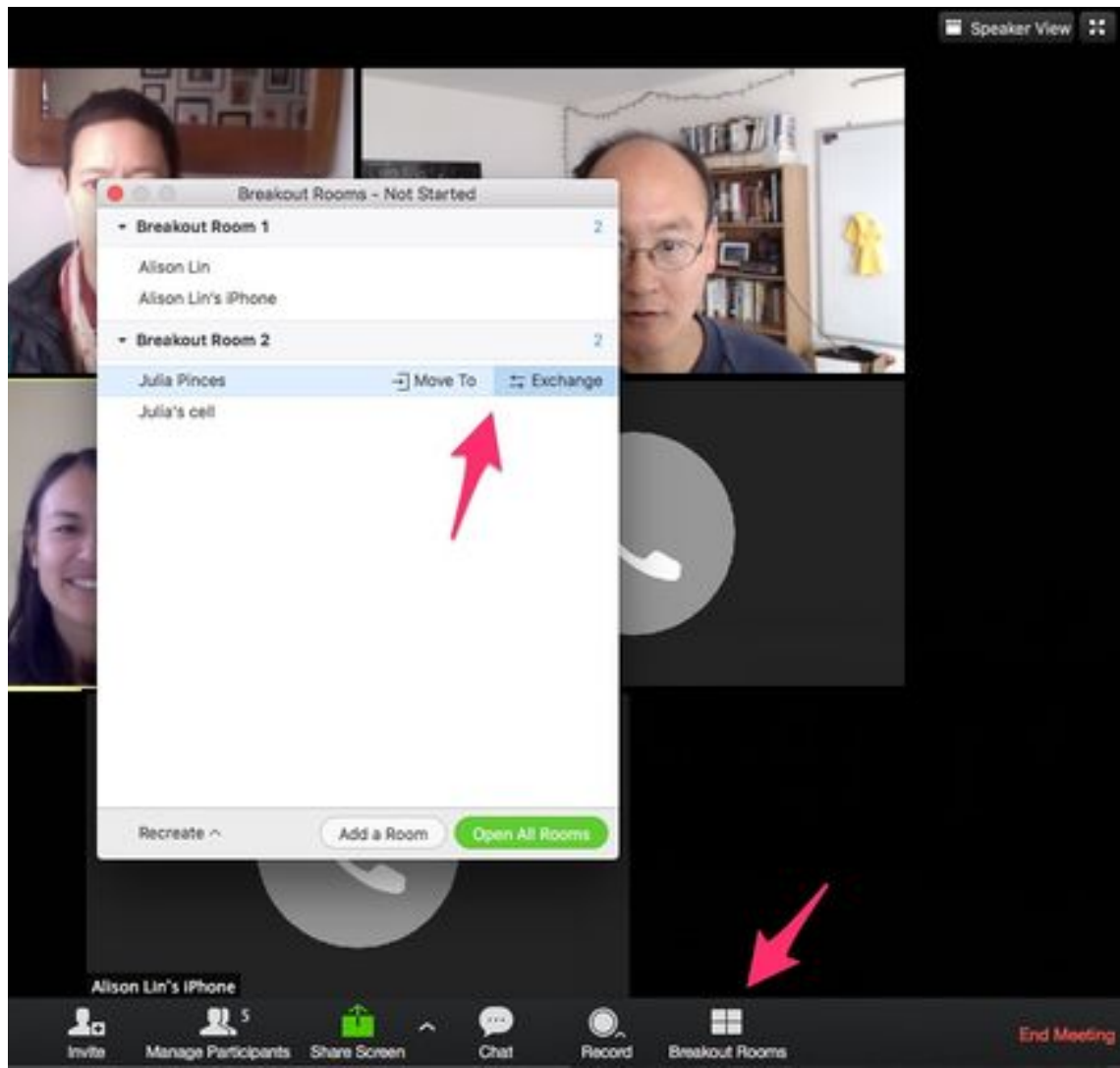
# Discussion forums

- Group knowledge construction
- Allows for deep reflection over time
- Thought out responses
- Can revisit past discussions



# Tips

|             |  |
|-------------|--|
| Purpose     | Bring the discussions into your synchronous work (give them purpose)                                     |
| Interaction | Promote student interaction, responding, (listening)   |
| Time        | Suggest at least 2 posts at different times (spread across the discussion)                               |
| Length      | Keep posts short, but not too short (50-200 words). Short posts lack substance. No one reads long posts. |
| Roles       | Assign roles – facilitator, motivator, wrapper, synthesizer  |



## Breakout rooms

- sub **rooms** that can be created within a meeting



Zoom

Collaborate  
Ultra

Main breakout room options

# Some ways to use Breakout rooms

- Brainstorming – give students a problem to solve
- Reflection and takeaway – Each group discusses what was their main takeaway
- Scenario, roleplay
- Design, planning
- Flipped classroom